

A - LAMPSHADE *corpo lampada* white fiberglass - vetroresina bianca

F - SUSPENSION CABLE *fune di sosp.* steel 2 meters - acciaio 2 metri

C - ELECTRICAL CABLE *cavo elettrico* green 5 meters - 5 metri verde

ELECTRICAL SYSTEM *disp. elettrico* E26 - 1x max 10W LED

OPTIONAL *accessorio* bulbs equipped - lampadine incluse
ceiling cup - rosone **SR072 AB V1E**

BULBS *lampadine* 1x E27 led, 10W, 900lm, 2700K

PACKAGING *imballo* 39x40x102 cm

NET WEIGHT *peso netto* 4 KG





GROSS WEIGHT *peso lordo* 7 KG


CERTIFICATION *conformità* IEC 60598-1:2020



EMISSION *emissione*

bidirectional - bidirezionale

-  direct - diretta
-  filtered - filtrata
-  indirect - indiretta
-  none - assente



DAMP LOCATION

