

A - LAMPSHADE *paralume* white fiberglass - vetroresina

F - SUSPENSION CABLE *fune di sosp.* steel 2 meters - acciaio 2 metri

C - ELECTRICAL CABLE *cavo elettrico* black 5 meters - 5 metri nero

ELECTRICAL SYSTEM *disp. elettrico* E26, 5 x 15W LED, 2700K, 900 lm

OPTIONAL *accessorio* bulbs not included - lampadine non incluse
ceiling cup - rosone **SR650AB EXT**

PACKAGING *imballo* 150x150x160 cm - 59"x59"x62,9"





NET WEIGHT *peso netto* 15 KG - 33 lbs


GROSS WEIGHT *peso lordo* 55 KG - 121,2 lbs

CERTIFICATION *conformità* IEC 60598-1:2020



EMISSION *emissione* unidirectional - unidirezionale

-  direct - diretta
-  filtered - filtrata
-  indirect - indiretta
-  none - assente



DRY LOCATION

